


Pruning and Growing Clematis



Our Clematis plant tags say which pruning group each variety belongs to

Group 1(or A)-Spring Bloomers:
Bloom on previous seasons



When: Prune after flowering

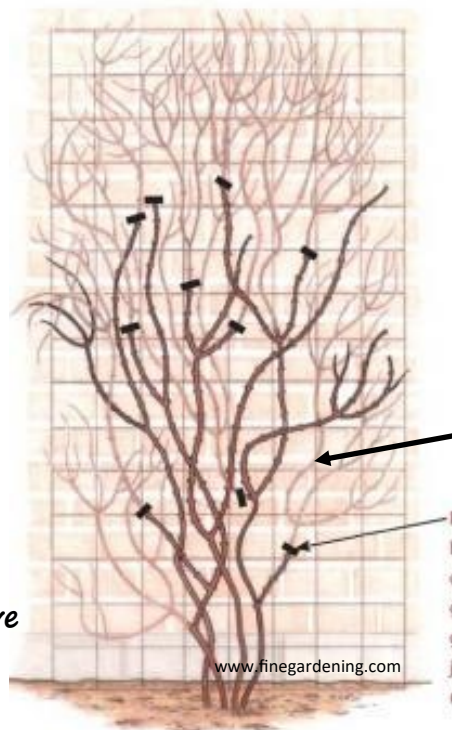
Prune lightly to keep the vine in shape. Remove weak or damaged growth back to a healthy buds. The goal is to remove tangles, unproductive wood, and increase flowering.

Group 2(or B)-Blooms in early summer (May-June) on previous years growth and has a later flush of blooms on the current seasons growth in August-September.

2 Ways To Prune Type 2(B)

1- In February or March a light pruning with some variation in the length of stems will help produce a well balanced plant. Prune off any dead tips or broken branches.

2- For Established Plants: Prune once every 3 to 5 years by cutting the vine back to 1 foot tall in early spring (just before growth begins). You will have flowers later that year but the vine will be more attractive.



Pruning and Growing Clematis



Group 3 (or C)- Flowers in summer or fall on new

Growing Clematis

Where to Plant: Deciduous clematis grow best with 6 or more hours of sun a day with their roots shaded. The roots can be shaded with mulch, shrubbery, or groundcovers.

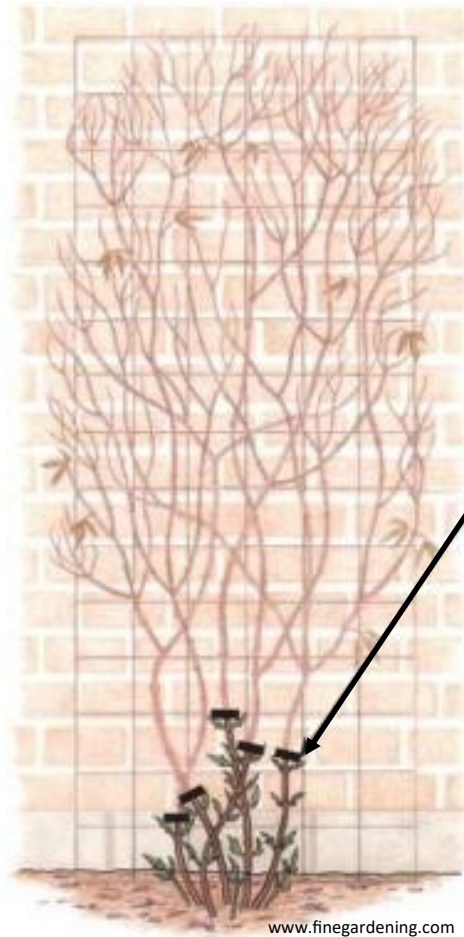
Evergreen clematis grow best in morning sun and shaded from the intense afternoon light.

Support: A trellis, obelisk, shrub, tree, fencing or arbors can be used for support.

To Plant: Dig hole twice as wide and 4" deeper than the depth of soil of potted clematis. Remove staples holding stake to the pot. Position rootball with stake still attached into hole so top of soil is 4" deeper than surrounding soil. Loosen any circling roots outward. Firm amended soil around rootball and water thoroughly.

When to Prune: Early spring, with first signs of growth.

Cut back yearly to a pair of buds 12 inches from ground level. Remove stems killed by frost.



Examples

Group 1(A) Varieties:

Group 2(B) Varieties:

Group 3(C) Varieties:

C. armandii., C. montana, C. macropetala, Hybrids: Nelly Moser, HF Young, Ramona- C. x jackmanii, C. orientalis, C. terniflora, C. texensis

